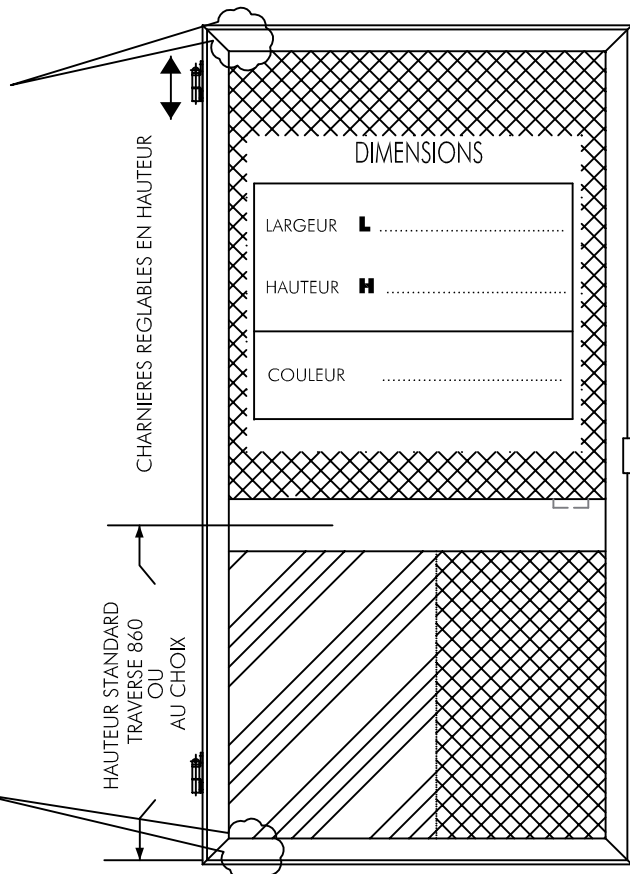
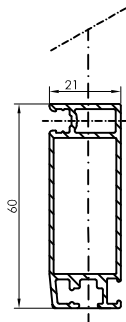
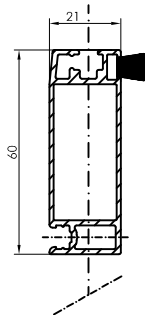


CLIENT : .....

REF : .....



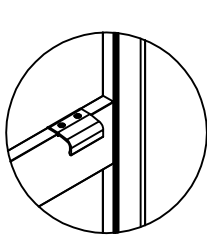
! A MENTIONNER LORS DE LA COMMANDE !

TYPE	A	B60	C	C1	C2	D
	<input type="checkbox"/>	<input type="checkbox"/>	<input type="checkbox"/>	<input type="checkbox"/>	<input type="checkbox"/>	<input type="checkbox"/>

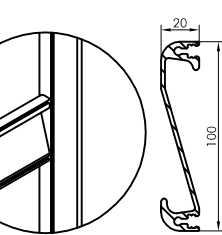
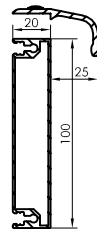
AUTRE :

TYPE DE TRAVERSE

hauteur standard 860mm ou au choix ..... mm

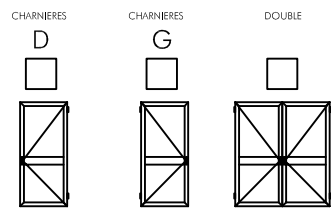


PROFIL BD 450.379  OU



PROFIL ECONO

VUE EXTERIEURE



OPTIONS

- FERME PORTE   
(pas avec traverse econo)
- PETSCREEN DESSOUS
- DESSUS
- GRIS
- NOIR
- TOILE NOIRE INVISIBLE
- PANNEAU   
(pas avec traverse econo)
- TRAPPE POUR ANIMAUX
- PETITE
- MOYENNE
- GRANDE